

## Silicon NPN Power Transistors

## 2SC2552

## DESCRIPTION

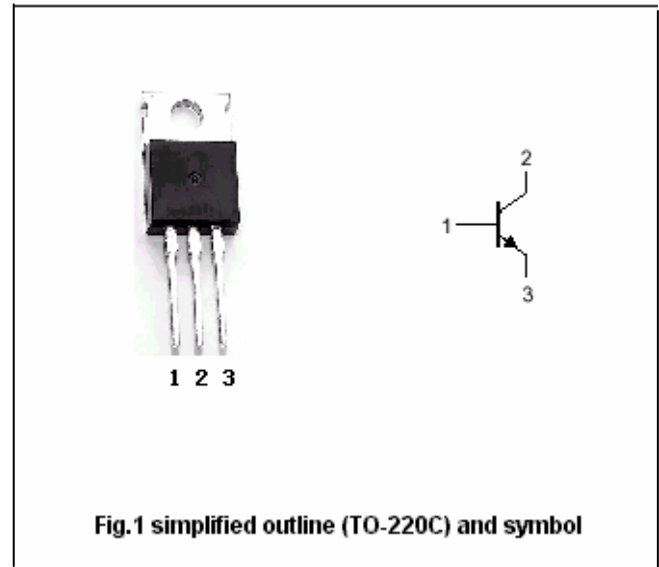
- With TO-220C package
- High collector breakdown voltage  
:  $V_{CEO}=400V(\text{Min})$
- Excellent switching time  
:  $t_r=1.0 \mu s(\text{Max.})$   
:  $t_f=1.0 \mu s(\text{Max.}@I_C=0.8A)$

## APPLICATIONS

- Switching regulator and high voltage switching applications
- High speed DC-DC converter applications

## PINNING

PIN	DESCRIPTION
1	Base
2	Collector;connected to mounting base
3	Emitter

Absolute maximum ratings( $T_a=25^\circ\text{C}$ )

SYMBOL	PARAMETER	CONDITIONS	VALUE	UNIT
$V_{CBO}$	Collector-base voltage	Open emitter	500	V
$V_{CEO}$	Collector-emitter voltage	Open base	400	V
$V_{EBO}$	Emitter-base voltage	Open collector	7	V
$I_C$	Collector current		2	A
$I_B$	Base current		0.5	A
$P_C$	Collector dissipation	$T_a=25$	1.5	W
		$T_C=25$	20	
$T_j$	Junction temperature		150	
$T_{stg}$	Storage temperature		-55~150	

## Silicon NPN Power Transistors

## 2SC2552

## CHARACTERISTICS

T<sub>j</sub>=25 unless otherwise specified

SYMBOL	PARAMETER	CONDITIONS	MIN	TYP.	MAX	UNIT
V <sub>(BR)CEO</sub>	Collector-emitter breakdown voltage	I <sub>C</sub> =10mA ; I <sub>B</sub> =0	400			V
V <sub>(BR)CBO</sub>	Collector-base breakdown voltage	I <sub>C</sub> =1mA ; I <sub>E</sub> =0	500			V
V <sub>CEsat</sub>	Collector-emitter saturation voltage	I <sub>C</sub> =1A; I <sub>B</sub> =0.2A			1.0	V
V <sub>BEsat</sub>	Base-emitter saturation voltage	I <sub>C</sub> =1A; I <sub>B</sub> =0.2A			1.5	V
I <sub>CBO</sub>	Collector cut-off current	V <sub>CB</sub> =400V ; I <sub>E</sub> =0			100	μA
I <sub>EBO</sub>	Emitter cut-off current	V <sub>EB</sub> =7V; I <sub>C</sub> =0			1	mA
h <sub>FE-1</sub>	DC current gain	I <sub>C</sub> =0.1A ; V <sub>CE</sub> =5V	20			
h <sub>FE-2</sub>	DC current gain	I <sub>C</sub> =1A ; V <sub>CE</sub> =5V	8			

## Switching times

t <sub>r</sub>	Rise time	V <sub>CC</sub> = 200V; I <sub>C</sub> =0.8A I <sub>B1</sub> =-I <sub>B2</sub> =0.08A; R <sub>L</sub> =250 Duty cycle 1%			1.0	μs
t <sub>stg</sub>	Storage time				2.5	μs
t <sub>f</sub>	Fall time				1.0	μs



Silicon NPN Power Transistors

2SC2552

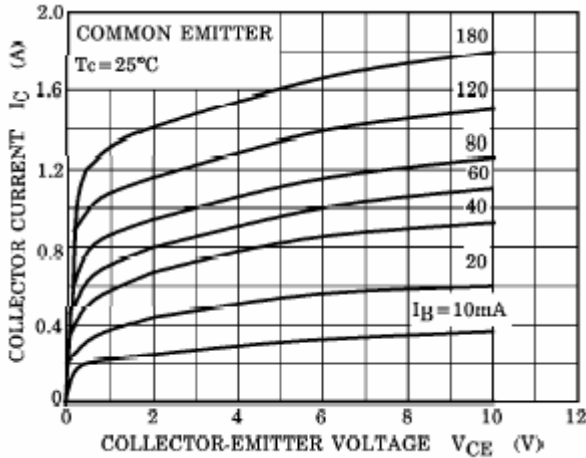


Fig.3 Static Characteristic

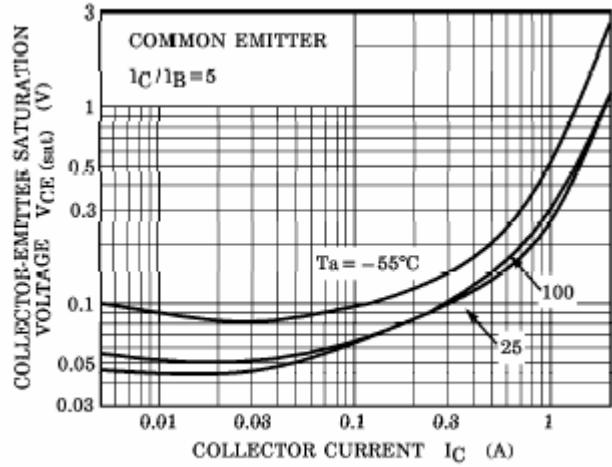


Fig.4 Collector-Emitter Saturation Voltage

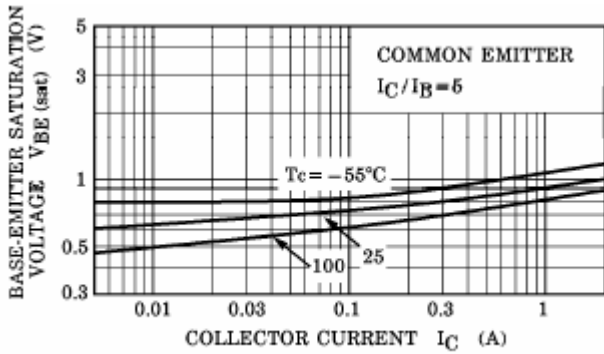


Fig.5 Base-Emitter Saturation Voltage

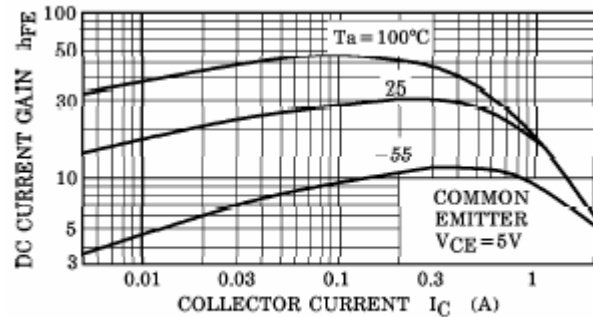


Fig.6 DC current Gain

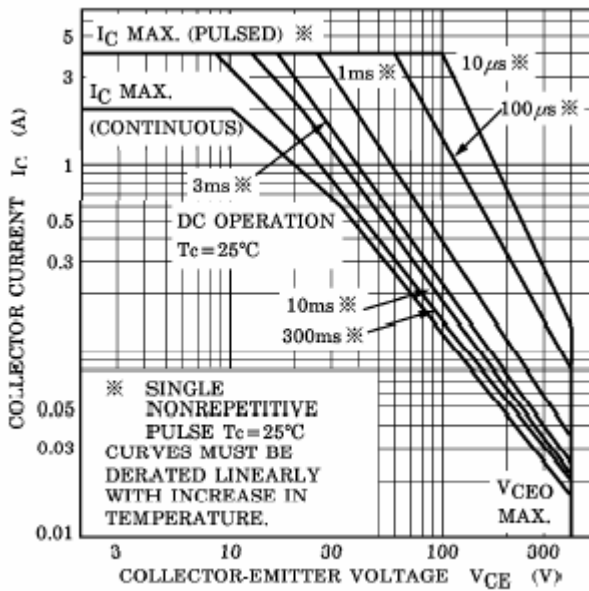


Fig.7 Safe Operating Area