

KSC838

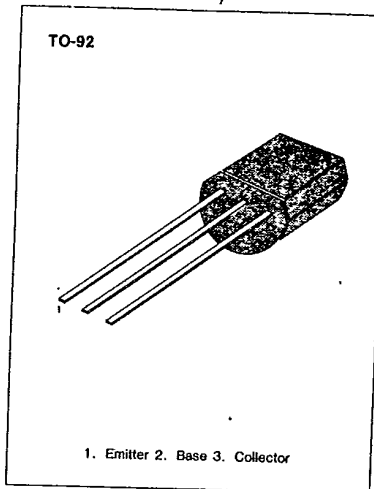
NPN EPITAXIAL SILICON TRANSISTOR

FM RADIO RF AMP, MIX, CONV, OSC, IF AMP

• High Current Gain Bandwidth Product $f_T = 250\text{MHz}$ (Typ)

ABSOLUTE MAXIMUM RATINGS ($T_a = 25^\circ\text{C}$)

Characteristic	Symbol	Rating	Unit
Collector-Base Voltage	V_{CB0}	35	V
Collector-Emitter Voltage	V_{CE0}	30	V
Emitter-Base Voltage	V_{EB0}	4	V
Collector Current	I_C	30	mA
Collector Dissipation	P_C	250	mW
Junction Temperature	T_J	150	$^\circ\text{C}$
Storage Temperature	T_{stg}	-55 - 150	$^\circ\text{C}$



3

ELECTRICAL CHARACTERISTICS ($T_a = 25^\circ\text{C}$)

Characteristic	Symbol	Test Conditions	Min	Typ	Max	Unit
Collector-Base Breakdown Voltage	BV_{CB0}	$I_C = 100\mu\text{A}, I_E = 0$	35			V
Collector-Emitter Breakdown Voltage	BV_{CE0}	$I_C = 5\text{mA}, I_B = 0$	30			V
Emitter-Base Breakdown Voltage	BV_{EB0}	$I_E = -10\mu\text{A}, I_C = 0$	4			V
Collector Cut-off Current	I_{CB0}	$V_{CB} = 30\text{V}, I_E = 0$			0.1	μA
Emitter Cut-off Current	I_{EB0}	$V_{EB} = 4\text{V}, I_C = 0$			0.1	μA
DC Current Gain	h_{FE}	$V_{CE} = 12\text{V}, I_C = 2\text{mA}$	40		240	
Base-Emitter On Voltage	$V_{BE(On)}$	$V_{CE} = 6\text{V}, I_C = 1\text{mA}$	0.65	0.70	0.75	V
Collector-Emitter Saturation Voltage	$V_{CE(sat)}$	$I_C = 10\text{mA}, I_B = 1\text{mA}$		0.1	0.4	V
Current Gain-Bandwidth Product	f_T	$V_{CE} = 10\text{V}, I_C = 1\text{mA}$	100	250		MHz
Output Capacitance	C_{ob}	$V_{CB} = 10\text{V}, I_E = 0$ $f = 1\text{MHz}$		2.0	3.2	pF

h_{FE} CLASSIFICATION

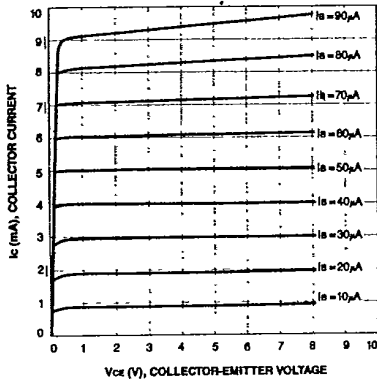
Classification	R	O	Y
h_{FE}	40-80	70-140	120-240

KSC838

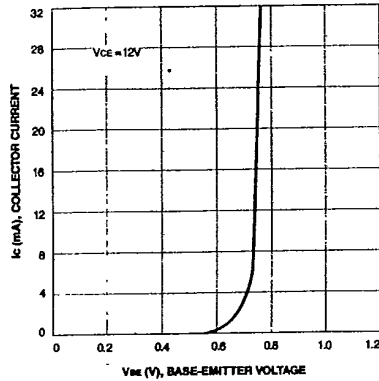
NPN EPITAXIAL SILICON TRANSISTOR

T-31-17

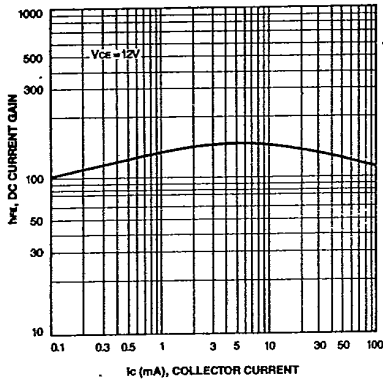
STATIC CHARACTERISTIC



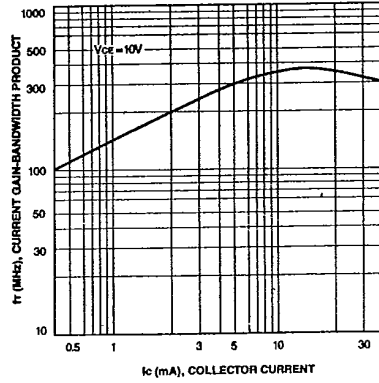
BASE-EMITTER ON VOLTAGE



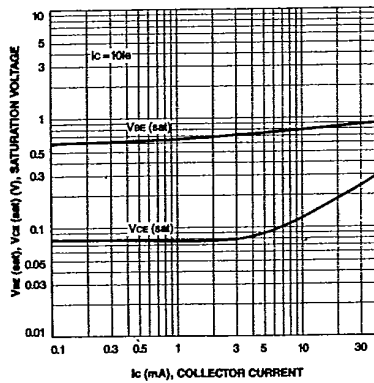
DC CURRENT GAIN



CURRENT GAIN-BANDWIDTH PRODUCT



BASE-EMITTER SATURATION VOLTAGE
COLLECTOR-EMITTER SATURATION VOLTAGE



COLLECTOR OUTPUT CAPACITANCE

