

9097250 TOSHIBA (DISCRETE/OPTO)

56C 07451 DT-33-11

# 2SC1617

SILICON NPN TRIPLE DIFFUSED TYPE

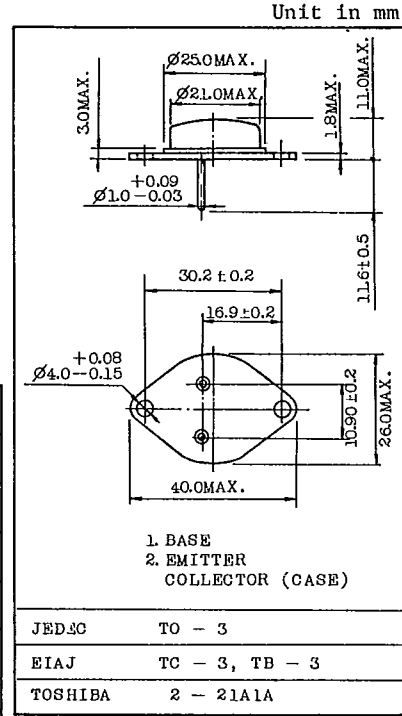
BLACK AND WHITE TV HORIZONTAL OUTPUT APPLICATIONS.

**FEATURES;**

- High Voltage :  $V_{CBO}=300V$
- Wide Safe Operating Area.

**MAXIMUM RATINGS** ( $T_a=25^\circ C$ )

CHARACTERISTIC	SYMBOL	RATING	UNIT
Collector-Base Voltage	$V_{CBO}$	300	V
Collector-Emitter Voltage	$V_{CEO}$	100	V
Emitter-Base Voltage	$V_{EBO}$	5	V
Collector Current	$I_C$	7	A
Emitter Current	$I_E$	-7	A
Collector Power Dissipation	$P_C$	50	W
Junction Temperature	$T_j$	150	$^\circ C$
Storage Temperature Range	$T_{stg}$	-55~150	$^\circ C$



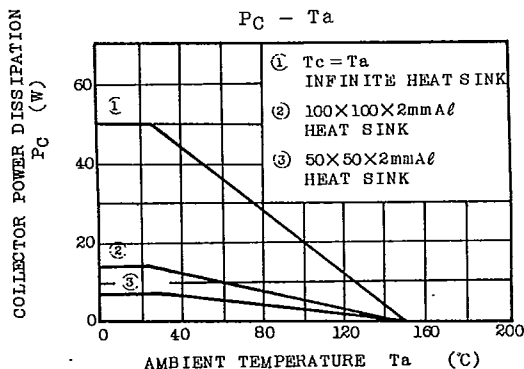
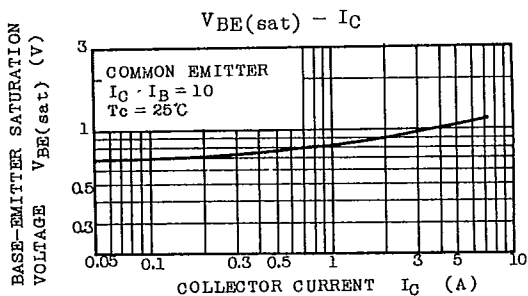
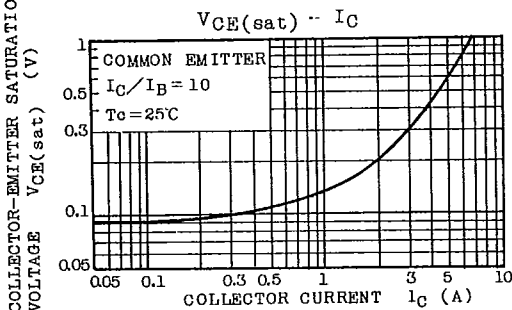
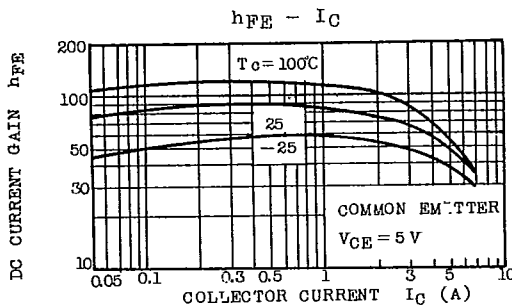
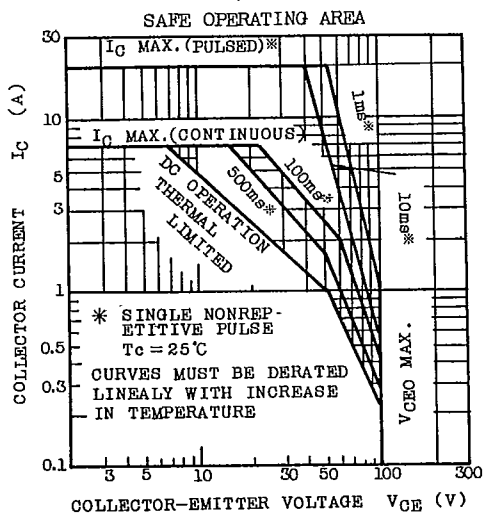
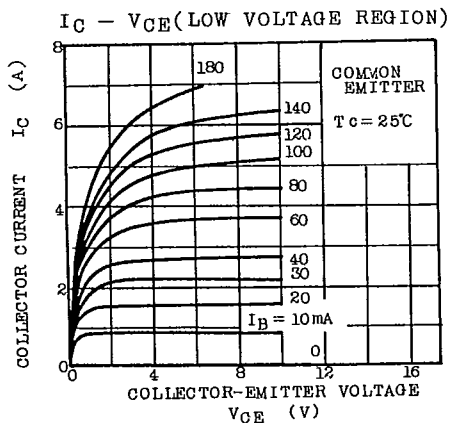
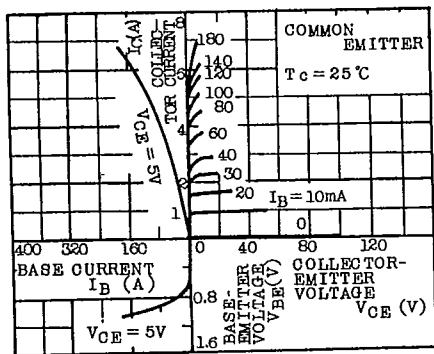
**ELECTRICAL CHARACTERISTICS** ( $T_a=25^\circ C$ )

CHARACTERISTIC		SYMBOL	TEST CONDITION	MIN.	TYP.	MAX.	UNIT
Collector Cut-off Current		$I_{CBO}$	$V_{CB}=250V, I_E=0$	-	-	1.0	mA
Emitter Cut-off Current		$I_{EBO}$	$V_{EB}=5V, I_C=0$	-	-	1.0	mA
DC Current Gain		$h_{FE(1)}$	$V_{CE}=5V, I_C=1A$	30	-	150	
		$h_{FE(2)}$	$V_{CE}=5V, I_C=7A$	15	-	-	
Saturation Voltage	Collector-Emitter	$V_{CE(sat)}$	$I_C=5A, I_B=0.5A$	-	-	1.2	V
	Base-Emitter	$V_{BE(sat)}$	$I_C=5A, I_B=0.5A$	-	-	1.5	
Transition Frequency		$f_T$	$V_{CE}=5V, I_C=0.5A$	-	10	-	MHz

9097250 TOSHIBA (DISCRETE/OPTO)

56C 07452 D T-33-11  
2SC1617

STATIC CHARACTERISTICS



TOSHIBA CORPORATION