

Silicon NPN Power Transistors

2SC4886

DESCRIPTION

- With TO-3PML package
- Complement to type 2SA1860

APPLICATIONS

- Audio and general purpose

PINNING

PIN	DESCRIPTION
1	Base
2	Collector
3	Emitter

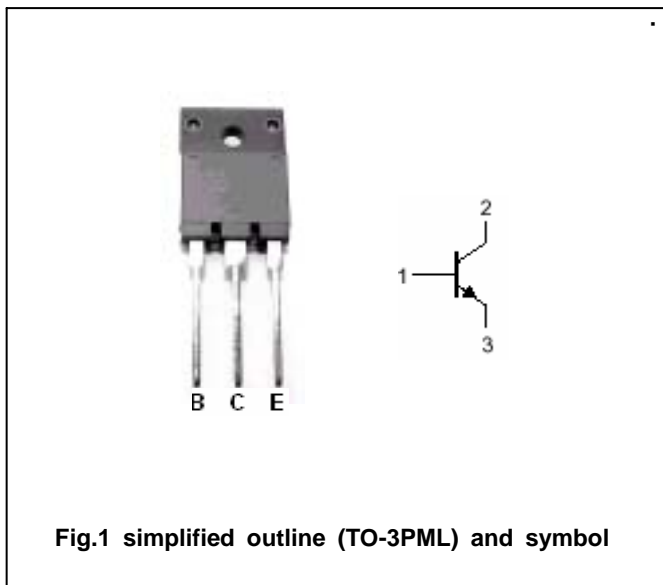


Fig.1 simplified outline (TO-3PML) and symbol

Absolute maximum ratings(Tc=25)

SYMBOL	PARAMETER	CONDITIONS	VALUE	UNIT
V_{CBO}	Collector-base voltage	Open emitter	150	V
V_{CEO}	Collector-emitter voltage	Open base	150	V
V_{EBO}	Emitter-base voltage	Open collector	5	V
I_C	Collector current		14	A
I_B	Base current		3	A
P_C	Collector power dissipation	$T_C=25$	80	W
T_j	Junction temperature		150	
T_{stg}	Storage temperature		-55~150	

Silicon NPN Power Transistors

2SC4886

CHARACTERISTICS

T_j=25 unless otherwise specified

SYMBOL	PARAMETER	CONDITIONS	MIN	TYP.	MAX	UNIT
V _{(BR)CEO}	Collector-emitter breakdown voltage	I _C =25mA; I _B =0	150			V
V _{CEsat}	Collector-emitter saturation voltage	I _C =5 A; I _B =0.5 A			2.0	V
I _{CBO}	Collector cut-off current	V _{CB} =150V ; I _E =0			100	μ A
I _{EBO}	Emitter cut-off current	V _{EB} =5V; I _C =0			100	μ A
h _{FE}	DC current gain	I _C =5A ; V _{CE} =4V	50		180	
f _T	Transition frequency	I _C =2A ; V _{CE} =12V		60		MHz
C _{OB}	Output capacitance	I _E =0; V _{CB} =10V; f=1MHz		200		pF

Switching times

t _{on}	Turn-on time	I _C =5A; R _L =12 I _{B1} =- I _{B2} =0.5A V _{CC} =60V		0.26		μ s
t _s	Storage time			1.50		μ s
t _f	Fall time			0.35		μ s

◆ h_{FE} classifications

O	P	Y
50-100	70-140	90-180

Silicon NPN Power Transistors

2SC4886

PACKAGE OUTLINE

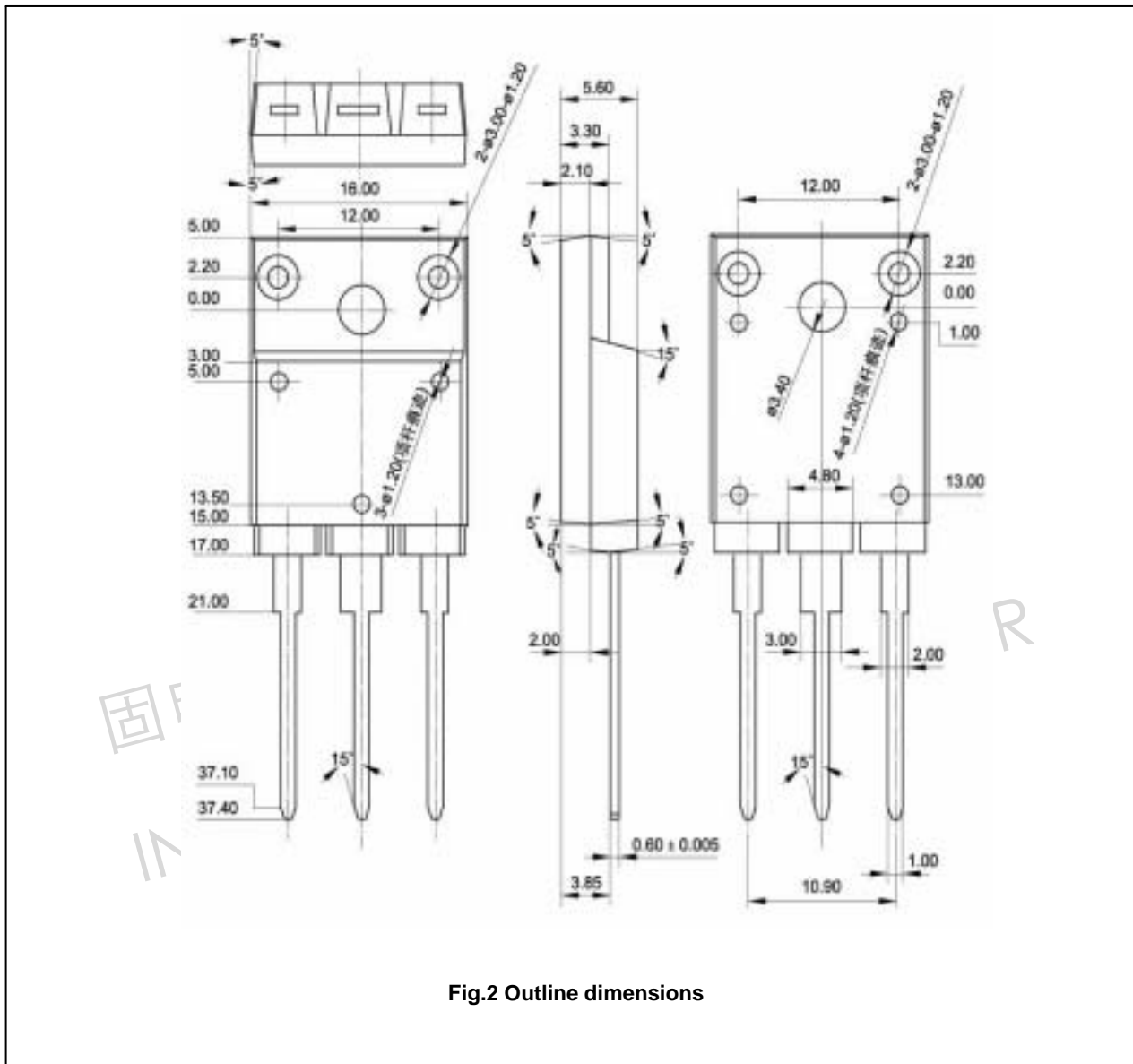


Fig.2 Outline dimensions

Silicon NPN Power Transistors

2SC4886

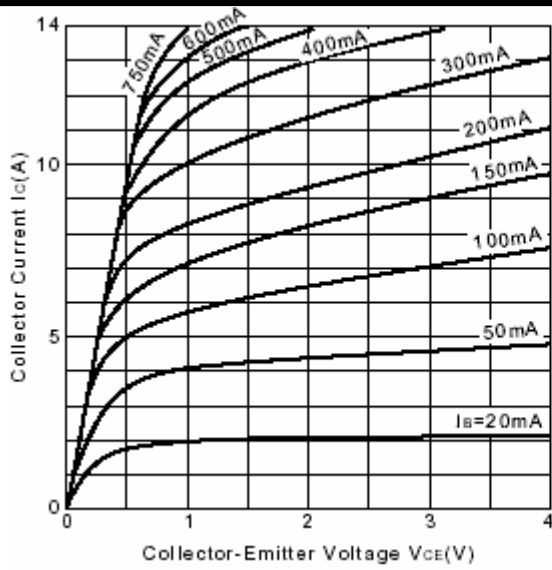


Fig.3 Static Characteristic

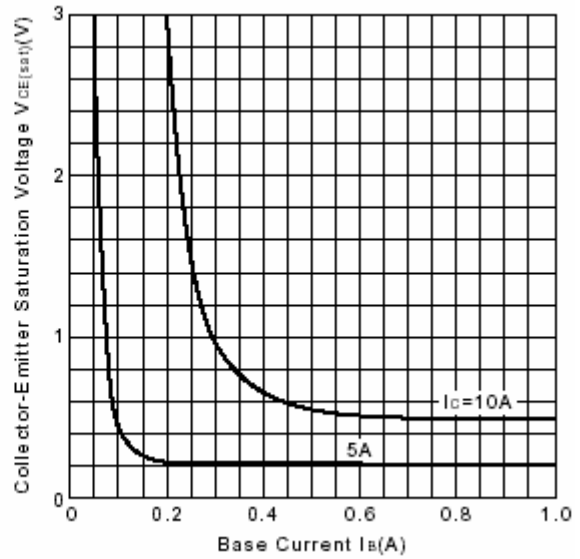


Fig.4 $V_{CE(sat)}$ - I_B Characteristics

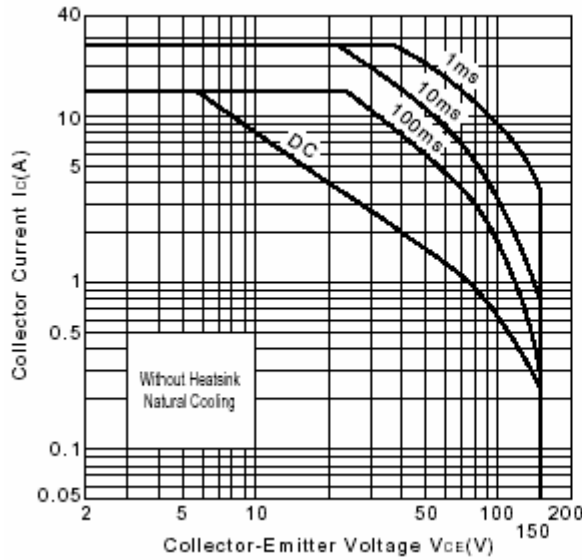


Fig.5 Safe Operating Area

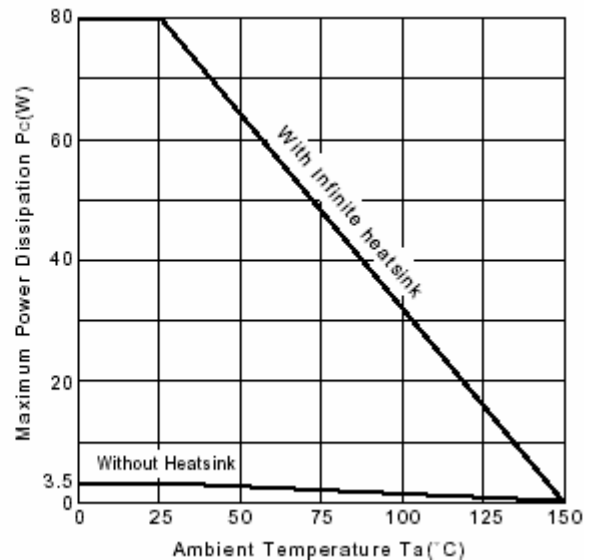


Fig.6 P_c - T_a Derating

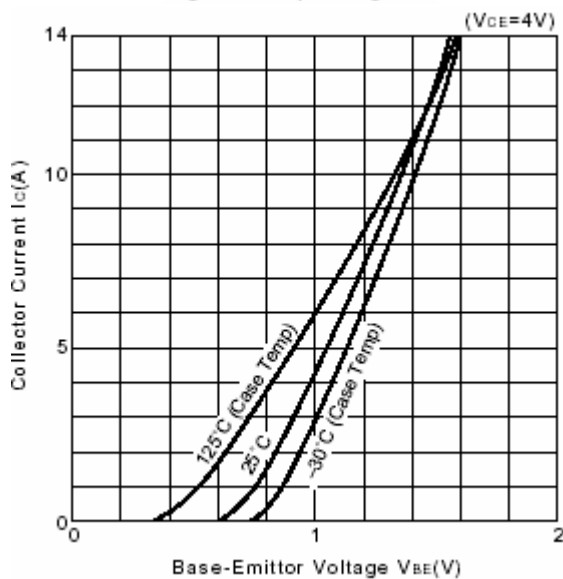


Fig.7 I_C - V_{BE}

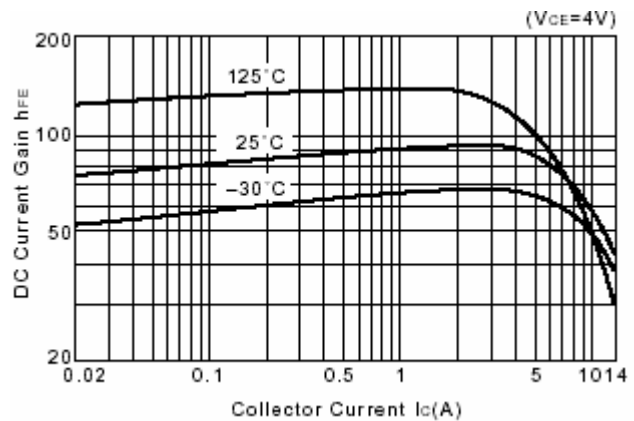


Fig.8 DC current Gain