

BC846A,B TRANSISTOR (NPN)

BC847A, B, C

BC848A, B, C

FEATURES

- Ideally suited for automatic insertion
- For Switching and AF Amplifier Applications



MAXIMUM RATINGS (T_A=25°C unless otherwise noted)

Symbol	Parameter	Value	Units
V _{CB0}	Collector-Base Voltage	BC846	80
		BC847	50
		BC848	30
V _{CEO}	Collector-Emitter Voltage	BC846	65
		BC847	45
		BC848	30
V _{EBO}	Emitter-Base Voltage	6	V
I _C	Collector Current –Continuous	0.1	A
P _{C*}	Collector Power Dissipation	200	mW
T _J	Junction Temperature	150	°C
T _{stg}	Storage Temperature	-65-150	°C

DEVICE MARKING

BC846A=1A; BC846B=1B;
BC847A=1E; BC847B=1F; BC847C=1G;
BC848A=1J; BC848B=1K; BC848C=1L

ELECTRICAL CHARACTERISTICS (Tamb=25°C unless otherwise specified)

Parameter	Symbol	Test conditions	MIN	TYP	MAX	UNIT
Collector-base breakdown voltage	BC846	$I_C = 10\mu A, I_E = 0$	80			V
	BC847		50			
	BC848		30			
Collector-emitter breakdown voltage	BC846	$I_C = 10mA, I_B = 0$	65			V
	BC847		45			
	BC848		30			
Emitter-base breakdown voltage	V_{EBO}	$I_E = 10\mu A, I_C = 0$	6			V
Collector cut-off current	BC846	$V_{CB} = 70V, I_E = 0$ $V_{CB} = 50V, I_E = 0$ $V_{CB} = 30V, I_E = 0$			0.1	μA
	BC847					
	BC848					
Collector cut-off current	BC846	$V_{CE} = 60V, I_B = 0$ $V_{CE} = 45V, I_B = 0$ $V_{CE} = 30V, I_B = 0$			0.1	μA
	BC847					
	BC848					
Emitter cut-off current	I_{EBO}	$V_{EB} = 5V, I_C = 0$			0.1	μA
DC current gain	BC846A,847A,848A	$V_{CE} = 5V, I_C = 2mA$	110		220	
	BC846B,847B,848B		200		450	
	BC847C,BC848C		420		800	
Collector-emitter saturation voltage	$V_{CE(sat)}$	$I_C = 100mA, I_B = 5mA$			0.5	V
Base-emitter saturation voltage	$V_{BE(sat)}$	$I_C = 100mA, I_B = 5mA$			1.1	V
Transition frequency	f_T	$V_{CE} = 5V, I_C = 10mA$ $f = 100MHz$	100			MHz
Collector output capacitance	C_{ob}	$V_{CB} = 10V, f = 1MHz$			4.5	pF

Typical Characteristics

BC846A,B;BC847A, B, C;BC848A, B, C

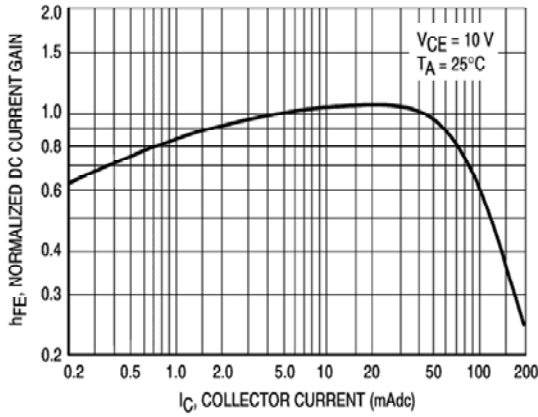


Figure 1. Normalized DC Current Gain

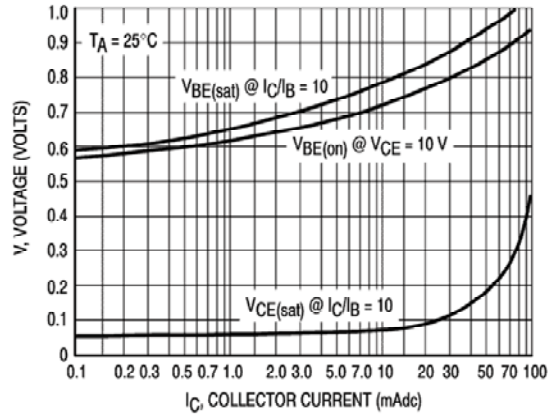


Figure 2. "Saturation" and "On" Voltages

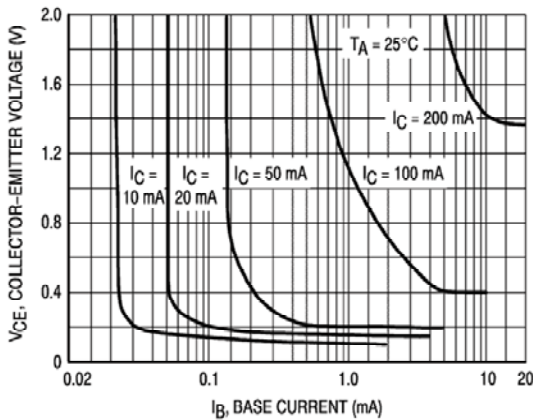


Figure 3. Collector Saturation Region

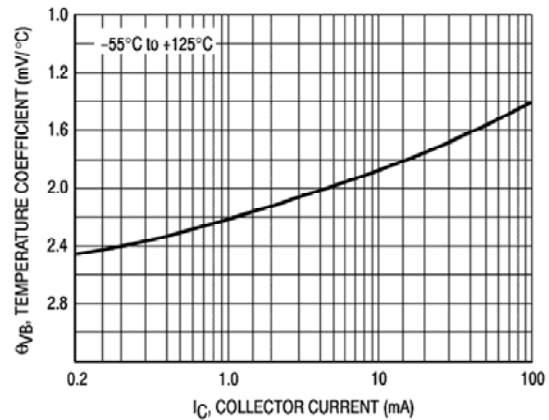


Figure 4. Base-Emitter Temperature Coefficient

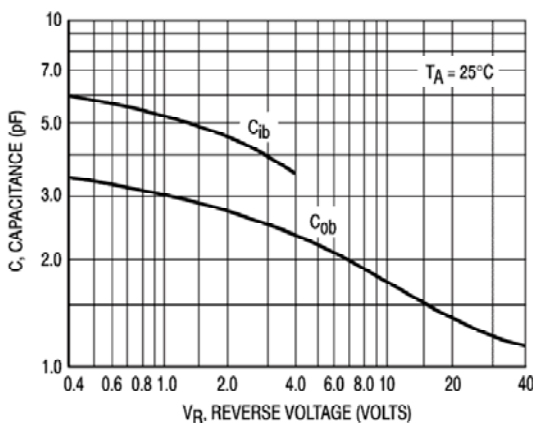


Figure 5. Capacitances

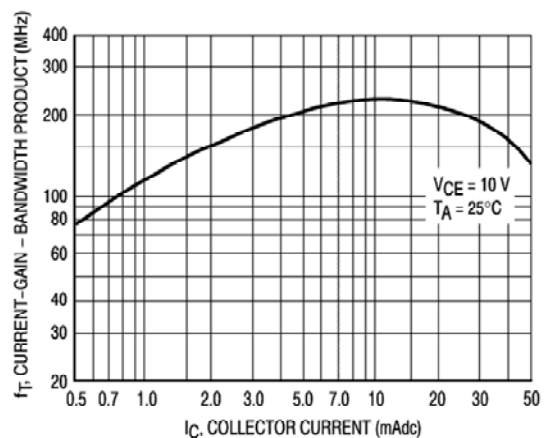


Figure 6. Current-Gain - Bandwidth Product

Typical Characteristics

BC846A,B;BC847A, B, C;BC848A, B, C

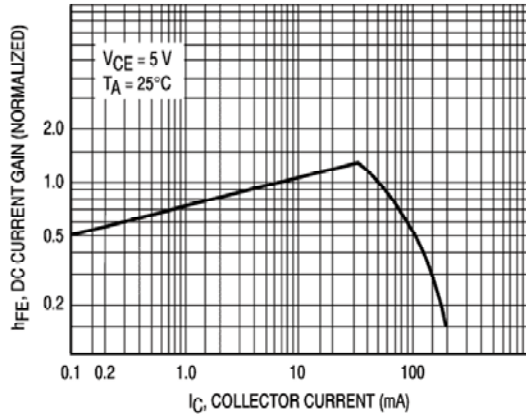


Figure 7. DC Current Gain

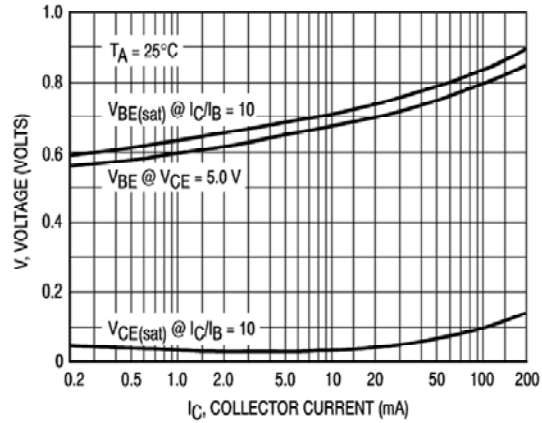


Figure 8. "On" Voltage

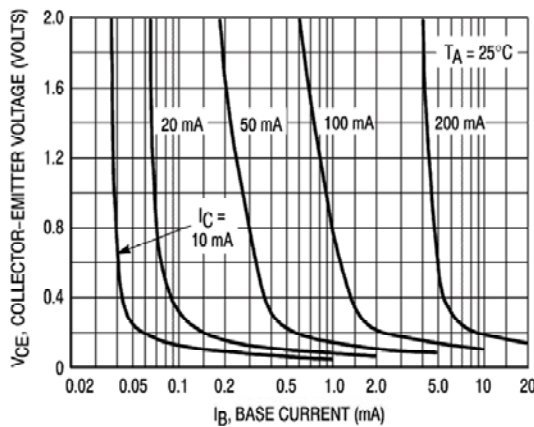


Figure 9. Collector Saturation Region

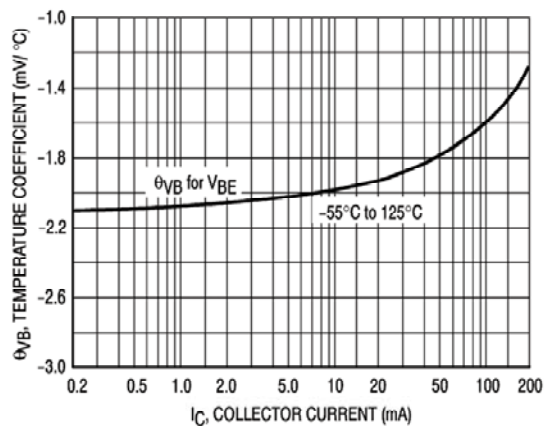


Figure 10. Base-Emitter Temperature Coefficient

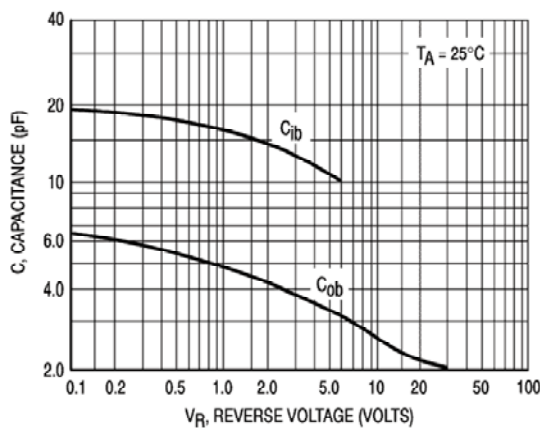


Figure 11. Capacitance

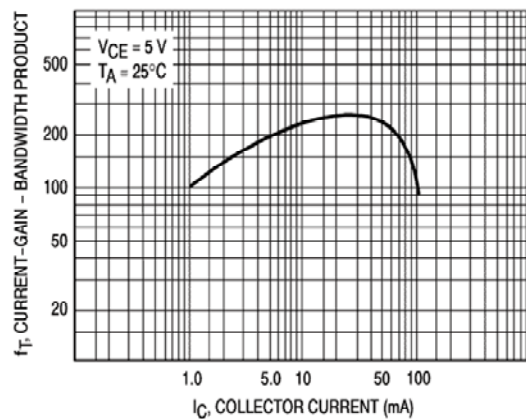


Figure 12. Current-Gain - Bandwidth Product